

# Duke

DINING CHAIR








## PRODUCT INFO

### Measurements

	Depth	Height	Width	Seat height	Armrest height
Duke without arm	57 cm	86 cm	54 cm	50 cm	-
Duke with arm	57 cm	86 cm	60 cm	50 cm	70 cm

### Frame

Versions	Options	Caps
Stainless steel Ø 16 mm 	-	Slip caps with felt 
Old Glory Ø 16 mm 	-	Slip caps with felt 
Coppered Ø 12 mm 	-	Felt scale integrated felt 

### Technical data

Weight	Without arm	With arm
	9 kg	12 kg
Construction	Lower frame	Upper frame
	Steel	Steel & wood
Filling	Seating	Back
	Polyether SG 40 kg/m <sup>3</sup>	Polyether SG 25 kg/m <sup>3</sup>

### Design

Jess Original 2012

Special requirements on request. All sizes are approximates. Due to design and selected comfort level the initiation of folds is inevitable.



# Duke

DININGCHAIR

## WITH ARM, COPPERED, OLD GLORY & STAINLESS STEEL



## WITHOUT ARM, OLD GLORY

