

# Beal

ARMCHAIR









## PRODUCT INFO

### Measurements

	Depth	Height	Width	Seat height	Armrest height
Beal	92 cm	90 cm	82 cm	40 cm	-
Beal Swivel	92 cm	90 cm	82 cm	40 cm	-

### Frame

Lower frame / Upper frame	Options	Caps
Stainless steel Ø 16 mm 	-	Felt scale integrated felt 
Old Glory Ø 12 mm, 16 mm 	Ø 16 mm Swivel turnable	Ball floor cap with felt Ø 12 mm 
Coppered Ø 12 mm 	-	Felt scale integrated felt 

### Technical data

Weight	Beal	Beal swivel
	13 kg	17 kg
Construction	Lower frame	Upper frame
	Steel	Steel & wood
Filling	Seating	Back
	Foam HR 38 kg/m <sup>3</sup>	Polyether SG 22 kg/m <sup>3</sup>
Covered	Back	Armrest
	Polystar 180 gr/m <sup>2</sup>	-
Springs	Seating	
	Nosag 3,8 mm	

### Design

Jess Original 2014

Special requirements on request. All sizes are approximates. Due to design and selected comfort level the initiation of folds is inevitable.



# Beal

ARMCHAIR

## BEAL COPPERED Ø 12 MM



## BEAL OLD GLORY Ø 12, 16 MM



## BEAL STAINLESS STEEL Ø 16 MM



## BEAL OLD GLORY SWIVEL Ø 16, 12 MM

